Prezentul plan anuleaza si inlocuieste versiunea anterioara
This plan cancels and replaces previous version

SECTIUNE LONGITUDINALA / LONGITUDINAL SECTION A–A

Sc.1:100

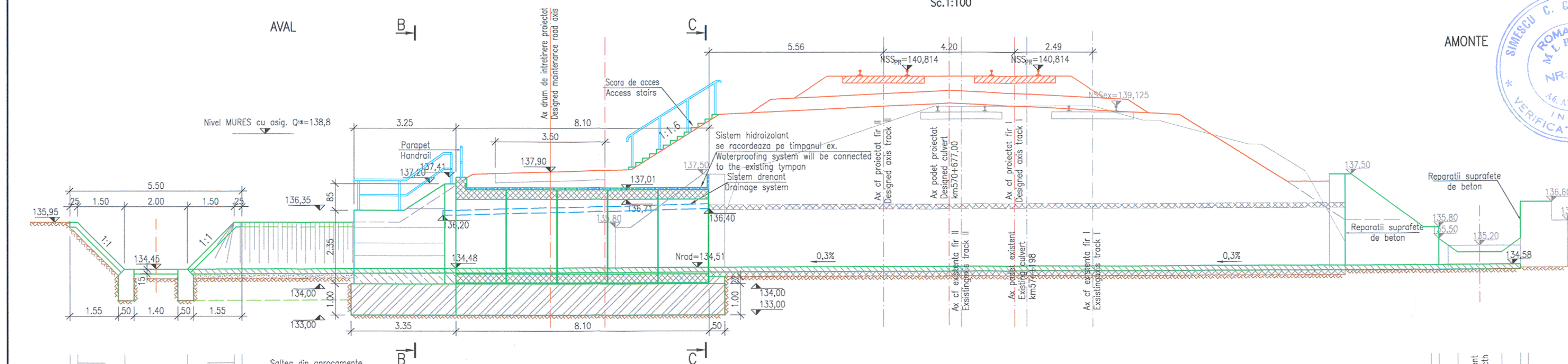

FISA FORAJULUI F1
SHEET OF DRILLING
km 571+350

Cota	Strat
136,50	Sol vegetal / Vegetal soil
136,10	Nisip fin prafos cafeniu–galbui cu intercalatii ruginii si cenusii, cu indesare medie / Fine dusty sand, brown–yellow, with red and grey intercalations, medium compaction
134,00	Pietris cu nisip, cafeniu galbui, saturat indesat / Gravel mixed with sand, brown–yellow, saturated, compacted
131,50	

VEDERE IN PLAN SI PLAN FUNDATII / PLAN VIEW AND FOUNDATION PLAN

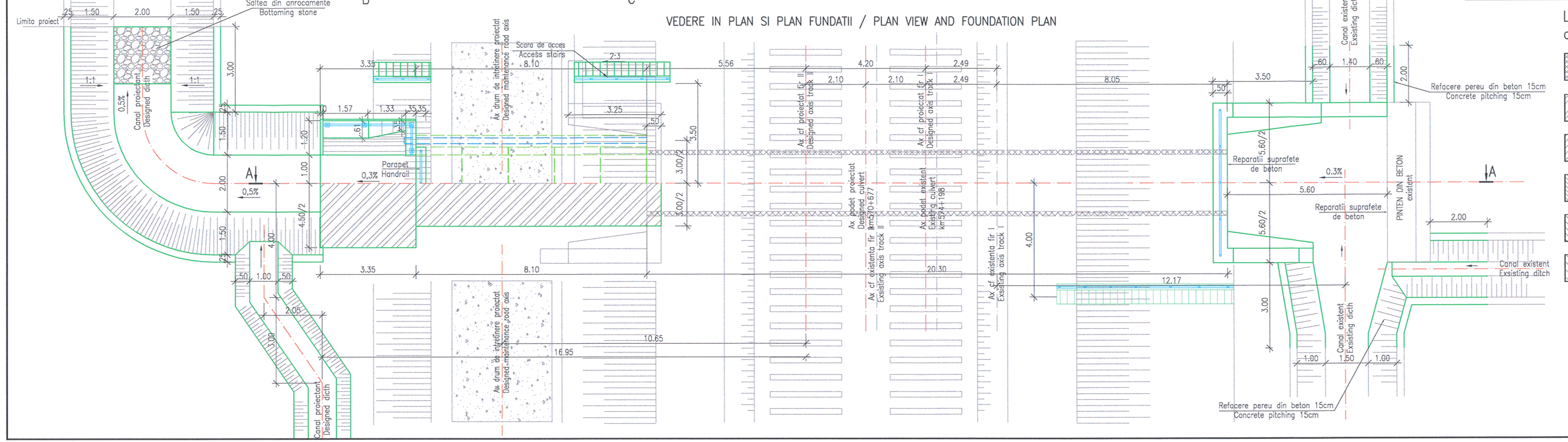

SECTIUNE B–B / B–B SECTION
Sc. 1:100
SIMERIA

SECTIUNE C–C / C–C SECTION
Sc. 1:100
SIMERIA

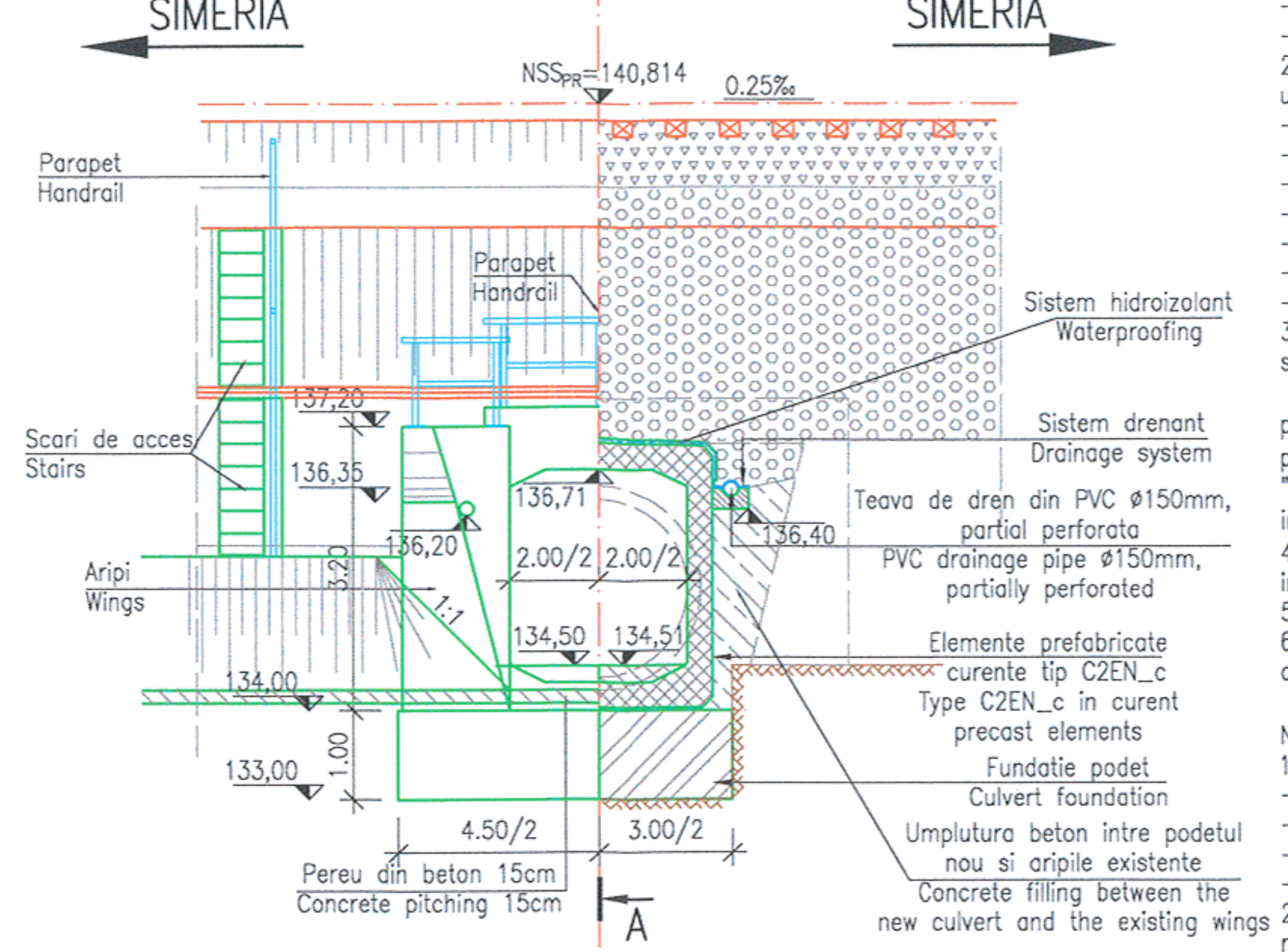

LEGENDA BETOANELOR/CONCRETE LEGEND
conform NE 012–1:2007/SR EN 206–1

- BETON C35/45 – Clasa de expunere XC4+XD1+XF3, agregate D_{max} 22
  ELEMENTE PREFABRICATE/PREFABRICATED ELEMENTS
- BETON C25/30 – Clasa de expunere XC2+XF1+XA1, agregate D_{max} 22.
  FUNDATII DIRECTE SI FUNDATII PREFABRICATE/ DIRECT FOUNDATIONS AND TEMPORARY FOUNDATIONS
- BETON C25/30 – Clasa de expunere XC4+XF3, agregate D_{max} 22.
  ELEVATII SI ZIDURI DE SPRIJIN/ELEVATIONS AND RETAINING WALLS
- BETON C25/30 – Clasa de expunere XC4+XF1+XM1, agregate D_{max} 16.
  SAPA DE PROTECTIE A HIDROIZOLATIEI/WATERPROOFING PROTECTION
- BETON C25/30 – Clasa de expunere XC4+XF3+XA1, agregate D_{max} 22.
  PEREU SI SCARI DE ACCES/PITCHING, ACCES AND STAIRS
- BETON C16/20 – Clasa de expunere X0+XF3, agregate D_{max} 16.
  DREN, BETON DE PANTA, DE EGALIZARE
  DRAINAGE, SLOPE, LEAN CONCRETE

OBSERVATIE: Pe toate suprafetele din beton in contact cu pamantul se vor aplica 2 straturi de emulsie din bitum filerizat.

ATTENTION: All concrete surfaces in contact with soil will be coated with 2 bituminuous layers.

CONVOI DE CALCUL LM71
CALCULATION CONVOY LM71

NOTA:
1. Prezentul plan s–a intocmit in baza urmatoarelor date:
– studiu topografic;
– studiu geotehnic;
– studiu hidraulic;
– date culese pe teren
2. Pentru asigurarea scurgerii apelor pe zona traseului cf nou proiectat se vor executa urmatoarele lucrari:
– se va executa o prelungire in aval a podetului tubular existent cu 5 cadre tip C2EN;
– racordarea cu terasamentele va fi asigurata in aval cu aripi monolite;
– Se vor impermeabiliza suprafetele de beton vizibile;
– se prevede parapet metalic la ambele capete ale podetului de la cf;
– se prevad scari de acces pe terasament, de o parte si alta a podetului;
– se va amenaja albia in interiorul podetului si intre aripi cu pereu de beton;
– in aval se va racorda la canalul proiectat pentru linia CF.
3. La turnarea betonului in fundatii, se vor realiza rosturi totale. Rosturile din fundatii se vor suprapune rosturilor intre cadrele prefabricate .
La executie se vor respecta cu strictete prevederile din SR EN 206–1, "Codul de practica pentru executarea lucrarilor din beton, beton armat si beton precomprimat.Producere beton", indicativ NE 012–1:2007 si NE013/2002, din "Normativul pentru verificarea calitatii si receptia lucrarilor de constructii aferente" indicativ C56–85 si a Caietului de Sarcini.
4. Conform H.G. 766/1997 lucrarea se incadreaza in categoria "B" a constructiilor de importanta deosebita.
5. Proiectul va fi verificat de verificatori atestati MLPAT la exigentele A.4, B.2 si D.2.
6. Daca la executie se vor constata neconcordante intre situatia existenta pe teren si cea din proiect se va anunta proiectantul.

NOTE:
1. This plan was prepared based on the following data:
– topographic survey;
– geotechnical study;
– hydraulic study;
– data collected on site.
2. In order to ensure the water discharge on the area of the new designed railway route, the following works will be executed:
– the execution of a downstream elongation of the existing pipe culvert with 5 frames type C2EN;
– the connection with the embankments will be ensured downstream by help of cast–in–place wings;
– the visible concrete surfaces will be waterproofed;
– metallic handrail is provided at both ends of the railway culvert;
– access stairs are provided on the embankment, on one side and the other of the culvert;
– the riverbed will be arranged inside the culvert and between wings with concrete pitching;
– downstream, the connection will be carried out to the designed duct for the railway line.
3. When casting the concrete in the foundations, total joints will be executed. The joints in the foundations will be overlapped with the joints between the precast frames.
The provisions of SR EN 206–1, "Code of practice for the execution of concrete, reinforced concrete and prestressed concrete works. Concrete manufacture", indicative NE 012–1:2007 and NE013/2002, out of "Normative for quality checking and taking over the afferent construction works" indicative C56–85 and the provisions of the Technical Specifications shall be strictly observed during the execution.
4. Complying with H.G. 766/1997 this structure belongs to category "B" of importance.
5. The project will be verified at A.4, B.2 and D.2 requirements.
6. If the incongruities will be found on the execution between the existing situation from site and the one project will be announced the designer.

PLANURI DETALII GENERALE / GENERAL DRAWING DETAILS					
ACOPERIRE ROSTURI ELEMENTE PREFABRICATE JOINTS COVERING PRECAST ELEMENTS	P T 0 2	0 2	0 0	P O	0 0 1
HIDROIZOLATIE SI SISTEM DE DRENARE PODETE WATERPROFFING AND DRAINAGE SYSTEM CULVERTS	P T 0 2	0 2	0 0	P O	0 0 2
PARAPET METALIC PODETE METALLIC HANDRAIL CULVERTS	P T 0 2	0 2	0 0	P O	0 0 3
REPARATII BETON SIMPLU PLAIN CONCRETE REPARATION	P T 0 2	0 2	0 0	P O	0 0 4
PLAN COFRAJ CADRU TIP C2EN_m SHUTTERING PLAN FRAME TYPE C2EN_m	P T 0 2	0 2	0 0	P O	0 0 9
PLAN COFRAJ CADRU TIP C2EN_c SHUTTERING PLAN FRAME TYPE C2EN_c	P T 0 2	0 2	0 0	P O	0 1 0
SCARA DE ACCES SI BALUSTRADA METALICA ACCESS STAIRS AND METALLIC BALUSTRADE	P T 0 2	0 2	0 0	P O	0 2 2

Verificator / Expert Checker / Expert	Cerinta Requirement	Semnatura Signature	Referat / Expertiza Report / Expertise

European Investment Bank
MINISTERUL TRANSPORTURILOR
BENEFICIAR / BENEFICIARY :
COMPANIA NAȚIONALĂ DE CĂI FERATE "CFR" SA

PROIECTANT / DESIGNER:	PÖYRY		Data Date	Semnatura Signature
Aprobat Approved	Sef de echipa Team leader	C. Teodorescu	01.2013	
Verificat Checked	Expert Cheie Key Expert	R. Tudorascu	01.2013	
Subcontractant / Subcontractor	IOTOP			
Aprobat Approved	Adjunct Sef de echipa Deputy Team leader	A.M. Baicu	01.2013	
Proiectat Designed	Inginer Engineer	V. Aldescu	01.2013	

"Reabilitarea liniei c.f. Frontier ă - Curtici - Simeria, parte componentă a coridorului IV Pan - European pentru circula ţia trenurilor cu viteză maximă de 160 km/h"
Tronsonul 2A : km 614 - cap Y Bârzava
"Rehabilitation of the Railway Line Border - Curtici - Simeria , component Part of the IV Pan - European Corridor for the Trains Circulation with maximum speed of 160 km/h"
Section 2-A : km 614 - end Y Bârzava

Project 9i
35311.1
Faza / Phase:
PTH+CS / TD+TS

Denumire desen / Drawing name:

DISPOZITIE GENERALA / GENERAL LAYOUT
PODET / CULVERT KM pr. 570+677 (KM ex. 574+198)

Scara / Scale	Revizia / Revision	Cod desen / Drawing Code	Nr / No
1:100	1 / 04.2013	PT.02.02.09.PO.01.03	03